

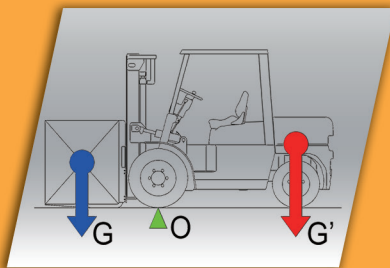
**REACT****TEU**

# FD Series 45▶50

## Counter Balanced Forklift



### Three Features



#### 1 High safety factor

Compared with the similar forklift its balance weight increases more than 300kg, the stability and overloading are improved much.


#### 2 Powerful brake

Strong and effective power brake system provides the most reliable security. Optimum design and priority system ensure the brake, as well keep the power distribution of othersystems, which makes operation more comfortable.



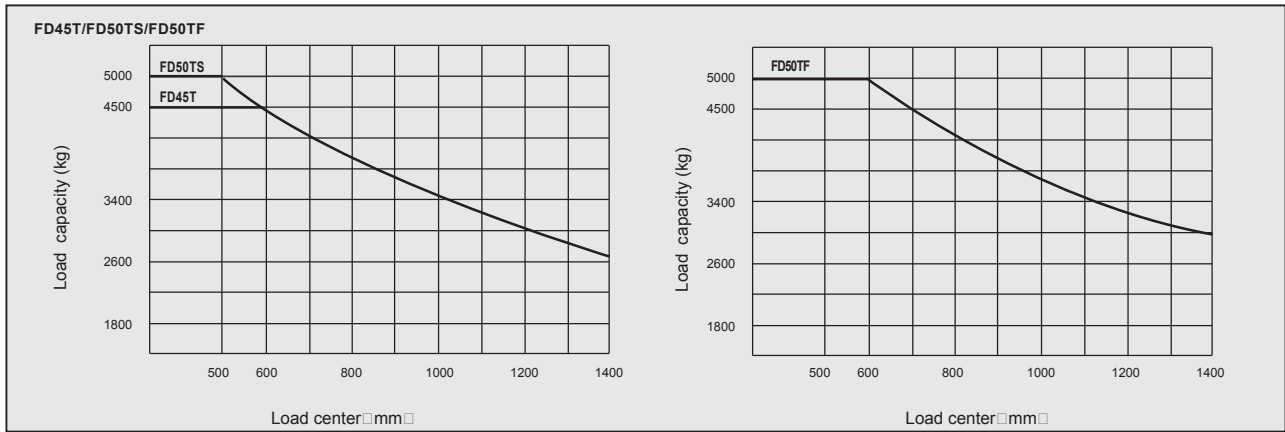
#### 3 High strength mast

High strength-solder bath mast is forklift's strongest arm. Wide filed of front vision ensures the safety of operation and improves work efficiency.



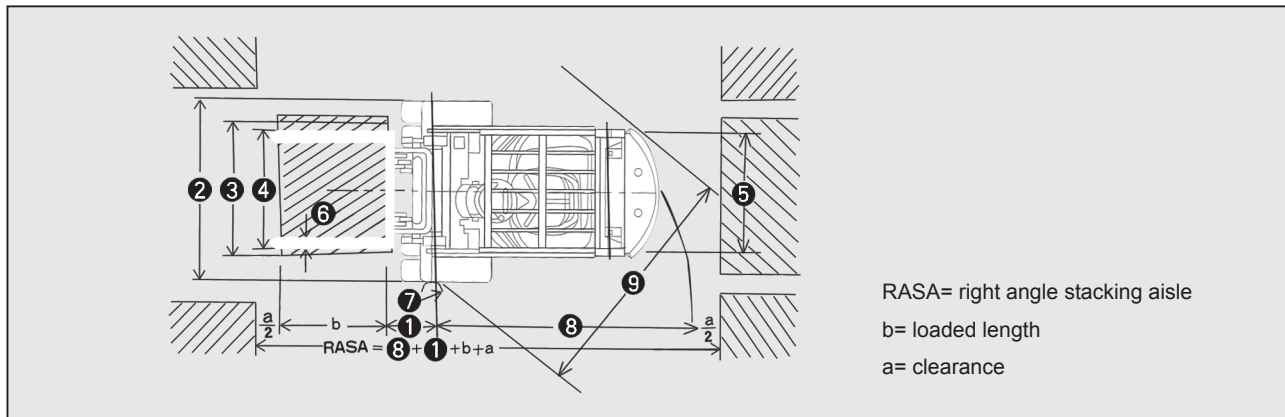
## ■ Main Truck Specifications

Specifications	1	Manufacturer			<b>TEU</b>				
	2	Model			<b>FD45T</b>	<b>FD50TS</b>	<b>FD50TF</b>		
	3	Load capacity		kg	4500	5000	5000		
	4	Load center		mm	600	500	600		
	5	Power unit			diesel				
	6	Operator type			driver / seat				
	7	Tire type	front / rear			pneumatic			
	8	Wheels	front / rear			2/2			
Dimension	9	Max. lifting height		mm	3000				
	10	Free lift		mm	140				
	11	Fork size	L ×W ×T		mm	1220×150×50	1070×150×50	1220×150×60	
	12	Tilt angle	Mast forward/backward		deg	6/12			
	13	Overall length(without fork)		mm	3100	3100	3183		
	14	Total width		mm	1485				
	15	Mast height (fork lowering)		mm	2300		2390		
	16	Overall height fork raised(with backrest)		mm	4190		4295		
	17	Height to head guard		mm	2270				
	18	Turning radius(outside)		mm	2780	2780	2865		
	19	Load distance		mm	560				
20	Right angle stacking aisle		mm	4585		4670			
Performance	21		Max.travelling	full load	km/h	18			
				no load	km/h	19			
	22	Speed		Lifting	full load	mm/s	410	380	
					no load	mm/s	430		
	23			Lowering	full load	mm/s	380		
					no load	mm/s	340		
24	Max.drawbar pull		Power shift T/M	full/no load	kg	4500/2000			
25	Gradeability at 1.6km/h		Power shift T/M	full/no load	%	25/25			
Weights	26	Truck weight			kg	7230	7230	7830	
	27	Weight distribution	Full load	front axle	kg	10780	10780	11280	
				rear axle	kg	1290	1290	1790	
			No load	front axle	kg	2780	2780	3330	
				rear axle	kg	4450	4450	4500	
Chassis & Wheels	28	Tires	Number	front/rear		2/2			
			Model	front		300-15-18PR			
				rear		7.00-12-12PR			
	29	Wheelbase			rear	2000			
	30	Tread	Front			1180			
			Rear		mm	1190			
	31	Ground clearance	At lowest point(mast)		mm	100			
Frame			mm	240					
32	Brake	Service brake			power brake				
		Parking brake			mechanical-hand lever				
Drive Line	33	Battery		Voltage/capacity	V/AH	2-12/80			
	34	Engine	Model			YTO 4108	Mitsubishi S6S	YTO 4108	Mitsubishi S6S
			Rated power		KW/rpm	57/2200	52/2300	57/2200	52/2300
			Rated torque		N-m/rpm	297/1600	248/1700	297/1600	248/1700
			Number of cylinder			4	6	4	6
			Displacement		L	4.578	4.996	4.578	4.996
	35	Fuel tank capacity			L	80		80	
36	Transmission		Shift stage (front / rear-type)	Power shift T/M	2-1 power shift T/M				
37	Operating pressure		Hydraulic system pressure	kg/cm <sup>2</sup>	200		200		



**Notes:**

Vertical axis represents load capacity; Horizontal axis shows load center, Load center is determined from front face of the fork.  
 Capacity based on a 1000mm cube load configuration with the center of gravity at the true center of the cube, and standard fork.  
 The load capacity will be reduced while the mast tilt forward or loading with long fork or lifting transformable width of goods.  
 Getting the load capacities at the various load centers timely via the load curve.  
 TEU's products and specifications change without prior notice.  
 TEU forklift truck has equipped with standard safety device.  
 TEU is not responsible for the damage occurred by removing its safety device.



Model	FD45T	FD50TS	FD50TF
	mm	mm	mm
Front Overhang	560	560	560
Total Width	1485	1485	1485
Front Track	1180	1180	1180
Fork Spread(outside)	300~1370	300~1370	300~1370
Rear Track	1190	1190	1190
Fork Width	150	150	150
Turning Radius(inside)	280	280	280
Turning Radius(outside)	2780	2780	2865
Right Angle Turning Aisle	4585	4585	4670

**Standard equipments:**

Wide view mast, Cyclone air cleaner, Load one-way valve, Preheat indicator, King Pin, Engin-start switch, Standard backrest, Long-life tires, Overhead guard, Oil and water separator, Power steering, Adjustable steering column, Radiator water tank, Side roller, Standard carriage, Oil temperature cooler, Headlamp and steering indicator lamp, Charge indicator lamp, Hour meter, Oil warning light of engin, Water temperature gauge, Fuel gauge, Reversing light, Electric horn, Neutral-safety switch, Rear mirror, Tools, Reversing Buzzer, General seat.

**Options:**

Fire extinguisher, cab, Heater unit, Rear work light, Solid tires, Fireproof silencer, Upper exhaust pipe, Tilt cylinder jacket, Rotating warning light, LPG Conversion device, Pre-filtration air intake device.

**Attachments:**

Side shifter, Fork positioner, Carpet boom, Fork extension, Longer forks, Clamps, Others

Wide view mast VM

Mast Model	Load center			Max. lift height	Mast height				free lift with backrest	Tilt angle fwd-bwd	Weight		
	600mm	500mm	600mm		fork lowered		fork lift with backrest				FD45T	FD50TS	FD50TF
	FD45T	FD50TS	FD50TF		FD45T/FD50TS	FD50TF	FD45T/FD50TS	FD50TF					
	kg	kg	kg		mm	mm	mm	mm					
VM300	4500	5000	5000	3000	2300	2390	4190	4295	140	6 - 12	7230	7230	7830
VM350	4500	5000	5000	3500	2550	2640	4690	4795	140	6 - 12	7293	7293	7893
VM400	4500	5000	5000	4000	2850	2940	5190	5295	140	6 - 6	7407	7407	8007
VM450	4500	5000	5000	4500	3100	3190	5690	5795	140	6 - 6	7471	7471	8071
VM500	4500	4500 * 4600	5000	5000	3350	3440	6190	6295	140	6 - 6	7534	7534	8134
VM550	4000 * 4400	4000 * 4400	4000 * 4800	5500	3650	3740	6690	6795	140	3 - 6	7610	7610	8210
VM600	3550 * 4000	3550 * 4000	3350 * 4000	6000	3900	3990	7190	7295	140	3 - 6	7711	7711	8311

2 Stage free lift mast VFM

Mast Model	Load center			Max. lift height	Mast height				free lift with backrest	Tilt angle fwd-bwd	Weight		
	600mm	500mm	600mm		fork lowered		fork lift with backrest				FD45T	FD50TS	FD50TF
	FD45T	FD50TS	FD50TF		FD45T/FD50TS	FD50TF	FD45T/FD50TS	FD50TF					
	kg	kg	kg		mm	mm	mm	mm					
VFM200	4500	5000	5000	2000	1840	1930	3190	3295	709	6 - 12	7114	7114	7714
VFM250	4500	5000	5000	2500	2090	2180	3690	3795	959	6 - 12	7180	7180	7780
VFM270	4500	5000	5000	2700	2190	2280	3890	3995	1059	6 - 12	7200	7200	7800
VFM300	4500	5000	5000	3000	2340	2430	4190	4295	1209	6 - 12	7220	7220	7820
VFM350	4500	5000	5000	3500	2590	2680	4690	4795	1459	6 - 12	7280	7280	7880
VFM375	4500	5000	5000	3750	2715	2805	4940	5045	1583	6 - 12	7305	7305	7905
VFM400	4500	5000	5000	4000	2890	2980	5190	5295	1709	6 - 6	7335	7335	7935
VFM450	4500	5000	5000	4500	3140	3230	5690	5795	1959	6 - 6	7380	7380	7980
VFM500	4500	4500 * 4600	5000	5000	3390	3480	6190	6295	2209	6 - 6	7455	7455	8055
VFM550	4000 * 4400	4000 * 4400	4000 * 4800	5500	3690	3780	6690	6795	2459	3 - 6	7505	7505	8105
VFM600	3550 * 4000	3550 * 4000	3350 * 4000	6000	3940	4030	7190	7295	2709	3 - 6	7655	7655	8255

3 Stage free lift mast VFHM

Mast Model	Load center			Max. lift height	Mast height				free lift with backrest	Tilt angle fwd-bwd	Weight		
	600mm	500mm	600mm		fork lowered		fork lift with backrest				FD45T	FD50TS	FD50TF
	FD45T	FD50TS	FD50TF		FD45T/FD50TS	FD50TF	FD45T/FD50TS	FD50TF					
	kg	kg	kg		mm	mm	mm	mm					
VFHM360	4500	4900	4800	3600	2029	2119	4790	4895	785	6 - 12	7580	7580	8180
VFHM400	4500	4900	4800	4000	2163	2253	5190	5295	917	6 - 12	7640	7640	8240
VFHM435	4500	4700	4800	4350	2279	2369	5540	5645	1035	6 - 6	7420	7420	8460
VFHM480	4500	4600	4800	4800	2463	2553	5990	6095	1217	6 - 6	7500	7500	8540
VFHM500	4400	4000	4700	5000	2529	2619	6190	6295	1285	6 - 6	7560	7560	8600
VFHM540	3300 * 4300	3400 * 4300	3500 * 4600	5400	2663	2753	6590	6695	1417	6 - 6	7720	7720	8760
VFHM550	3200 * 4200	3200 * 4200	3300 * 4500	5500	2696	2786	6690	6795	1451	3 - 6	7740	7740	8780
VFHM580	2800 * 4000	2900 * 4100	2900 * 4300	5800	2829	2919	6990	7095	1585	3 - 6	7820	7820	8860
VFHM600	2400 * 3900	2500 * 4000	2500 * 4200	6000	2896	2986	7190	7295	1651	3 - 6	7880	7880	8920

Note: □ The mark of \* is with double tires.



**REACT International - Trading as Tough Industrial**

**Email: sales@toughindustrial.com.au**

**Workshop: 15 Cardiff Court, Cavan, South Australia**

**Contact: Tom Miletic - 0408 374 980**

**Ian Evans - 0427 180 673**

