

REACT**TEU**

FD Series 50-100 Counter Balanced Forklift



Three Features




1 *New style environmental protection and efficient engine.*

Equipped with powerful and efficient engine, suitable for the latest Chinese II emission standard and Europe III emission standard (S6S-T).

2 *Hydraulic steering system*

Steering system with horizontal cylinder provides with fixable and convenient veer operation and maintainability.



3 *Wide view mast*

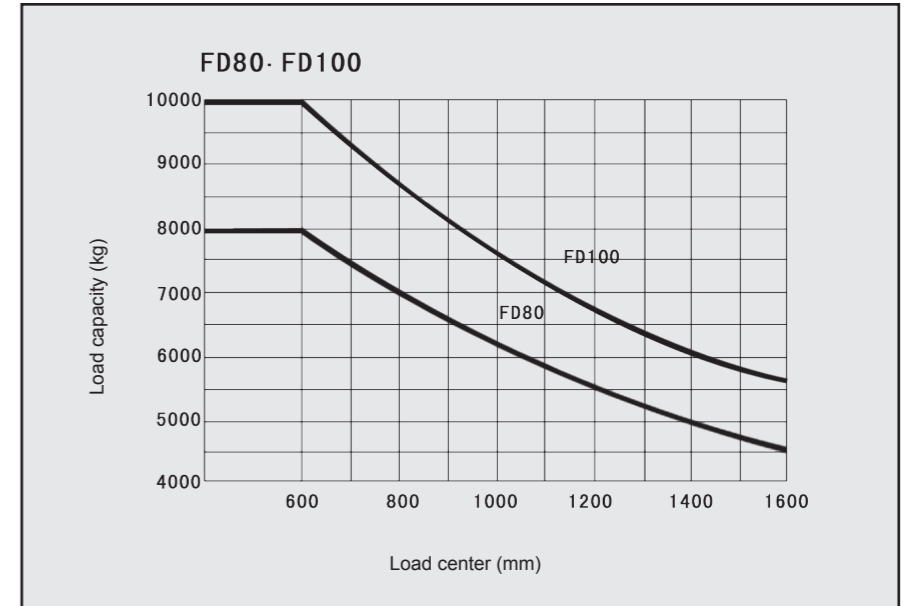
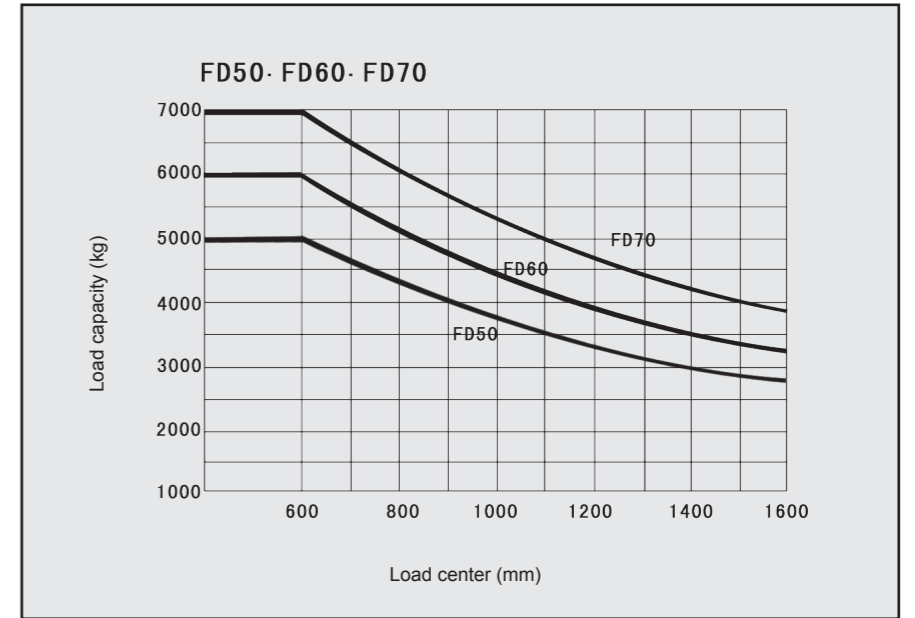
Preminent front operation view with unique designed wide view mast (model VM), makes safer and more reliable operation.

■ Main Truck Specifications

Specifications				TEU												
				FD50	FD60	FD70	FD80	FD100								
1		Manufacturer														
2		Model														
3		Load capacity		kg	5000	6000	7000	8000	10000							
4		Load center		mm	600	600	600	600	600							
5		Power unit		diesel												
6		Operator type		driver / seat												
7		Tire type		front / rear	pneumatic											
8		Wheels		front / rear	4×2											
Dimensions		9		Max.lifting height	mm	3000	3000	3000	3000	3000						
		10		Free lift	mm	205	205	210	205	205						
		11		Fork size	L×W×T	mm	1220×150×60	1220×150×60	1220×150×65	1220×170×75	1220×175×75					
		12		Tilt angle	forward / backward	deg	6 / 12	6 / 12	6 / 12	6 / 12	6 / 12					
		13		Overall length(without fork)		mm	3455	3530	3590	3740	4255					
		14		Total width		mm	1995	1995	1995	1995	2245					
		15		Mast height(fork lowering)		mm	2500	2500	2500	2625	2850					
		16		Overall height fork raised		mm	4420	4420	4420	4420	4330					
		17		Height of head guard		mm	2450	2450	2450	2450	2560					
		18		Turning raduis(outside)		mm	3250	3300	3360	3550	3900					
		19		Load distance		mm	615	615	620	620	710					
		20		Right angle stacking aisle (pallet size:1100×1100 add clearance)		mm	5500	5550	5620	5770	6250					
Performance		21		Travelling	full load	km/h	26	26	26	26	24					
					no load	km/h	30	30	30	30	30					
		22		Speed	Lifting	full load	mm/s	500	500	450	450	390				
						no load	mm/s	550	550	550	550	410				
		23		Lowering	full load	mm/s	450	450	450	450	470					
					no load	mm/s	500	500	500	500	340					
24		Max.drawbar pull		Full / no load	kg	5500/2250	5500/2250	5400 / 2200	5300 / 2150	5850 / 3200						
25		Gradeability at 1.6km/h		Full load	%	37	33	29	24	22						
26		Max.gradeability		Full / no load	%	42 / 19	38 / 19	33 / 19	26 / 22	24 / 20						
Weights		27		Weight		kg	8050	8750	9450	10450	12450					
		28		Weight distribution	Full	front	kg	11710	13090	14520	16370	20160				
						rear	kg	1340	1660	1930	2080	2290				
		29		No load	front	kg	4020	3860	3760	4060	5480					
rear	kg				4030	4890	5690	6390	6970							
Chassis & Wheels		30		Number		front / rear	4 / 2		4 / 2		4 / 2					
		31		Tires	Size	front	8.25×15-14PR		8.25×15-14PR		8.25×15-14PR		9.00×20-14PR			
						rear	8.25×15-14PR		8.25×15-14PR		8.25×15-14PR		8.25×15-14PR		9.00×20-14PR	
		32		Wheelbase		mm	2250	2250	2250	2400	2800					
		34		Tread	Front	mm	1470	1470	1470	1470	1700	1700				
					Rear	mm	1700	1700	1700	1700	1700	1700				
35		Ground clearance		At lowest point(mast)	mm	190	190	190	190	245						
36		Brake		Service brake	power brake											
37		Battery		V/AH	2×12V-80AH		2×12V-80AH		2×12V-80AH		2×12V-80AH					
Drive Line		38		Engine		Model	ISUZU 6BG1	Mitsubishi S6S-T	ISUZU 6BG1	Mitsubishi S6S-T	ISUZU 6BG1	Chaochai 6102BG	ISUZU 6BG1	Chaochai 6102BG		
				Rated power		KW/rpm	82.3 / 2000	67.6 / 2300	82.3 / 2000	67.6 / 2300	82.3 / 2000	67.6 / 2300	82.3 / 2000	80.8 / 2500	82.3 / 2000	80.8 / 2500
				Rated torque		N·m/rpm	418 / 1500	293 / 1700	418 / 1500	293 / 1700	418 / 1500	293 / 1700	418 / 1500	354 / 1650	418 / 1500	354 / 1650
				Number of cylinders			6	6	6	6	6	6	6	6	6	6
39		Fuel tank capacity		L	140		140		140		140					
40		Transmission		Shift stage (front / rear-type)	2 / 2 □automatic		2 / 2 □automatic		2 / 2 □automatic		2 / 2 □automatic					
41		Hydraulic system pressure		kg/cm ²	200		200		200		200					

Note: There's also Yanmar 4TNE98, Chinese Xinchai C495 diesel engine for option, and the specs will be little different.

Loading chart



Notes:

Vertical axis represents load capacity; Horizontal axis shows load center. Load center is determined from front face of the fork. Capacity based on a 1000mm cube load configuration with the center of gravity at the true center of the cube, and standard fork. The load capacity will be reduced while the mast tilt forward or loading with long fork or lifting transformable width of goods. Getting the load capacities at the various load centers timely via the load curve. TEU's products and specifications change without prior notice. TEU forklift truck has equipped with standard safety device. TEU is not responsible for the damage occurred by removing its safety device.

Standard equipments:

Wide view mast, Cyclone air cleaner With dust indicator, Load one-way valve, Preheat indicator, King Pin, Engine-start switch, Standard backrest, Long-life tires, Overhead guard, Oil and water separator, Power steering, Adjustable steering column, Radiator water tank, Side roller, Standard carriage, Oil temperature cooler, Headlamp and steering indicator lamp, Charge indicator lamp, Hour meter, Oil warning light of engine, Water temperature gauge, Fuel gauge, Reversing light, Electric horn, Neutral-safety switch, Paper file, Rear mirror, Tools, Reversing Buzzer, General seat.

Options:

Fire extinguisher, cab, Heater unit, Rear work light, Solid tires, Fireproof silencer, Upper exhaust pipe, Tilt cylinder jacket, Rotating warning light, LPG Conversion device, Pre-filtration air intake device.

Attachments:

Side shifter, Fork positioner, Carpet boom, Fork extension, Longer forks, Clamps, Others.

FD50 FD60 FD70 Wide view mast VM

Mast Model	Load center 600mm			Max. lift height	Mast height		Free lift with backrest			Tilt angle fwd-bwd	Weight with backrest		
	FD50	FD60	FD70		fork lowered	fork lift with backrest	FD50	FD60	FD70		FD50	FD60	FD70
	kg	kg	kg		mm	mm	mm	mm	mm		mm	mm	mm
VM300	5000	6000	7000	3000	2500	4420	205	205	210	6 - 12	8050	8750	9450
VM330	5000	6000	7000	3300	2650	4720	205	205	210	6 - 12	8100	8800	9500
VM350	5000	6000	7000	3500	2750	4920	205	205	210	6 - 12	8130	8830	9530
VM400	5000	6000	7000	4000	3050	5420	205	205	210	6 - 12	8320	9020	9720
VM450	5000	6000	7000	4500	3300	5920	205	205	210	6 - 12	8410	9110	9810
VM500	5000	6000	7000	5000	3550	6420	205	205	210	6 - 6	8520	9220	9920
VM550	4750	5700	6600	5500	3850	6920	205	205	210	3 - 6	8720	9420	10120
VM600	4400	5400	6400	6000	4100	7420	205	205	210	3 - 6	8800	9500	10200

FD50 FD60 FD70 2 Stage free lift mast VFM

Mast Model	Load center 600mm			Max. lift height	Mast height		Free lift with backrest			Tilt angle fwd-bwd	Weight with backrest		
	FD50	FD60	FD70		fork lowered	fork lift with backrest	FD50	FD60	FD70		FD50	FD60	FD70
	kg	kg	kg		mm	mm	mm	mm	mm		mm	mm	mm
VFM210	5000	6000	7000	2100	2175	3520	555	555	555	6 - 12	7881	8581	9281
VFM300	5000	6000	7000	3000	2625	4420	1005	1005	1005	6 - 12	8110	8810	9510
VFM330	5000	6000	7000	3300	2775	4720	1155	1155	1155	6 - 12	8160	8860	9560
VFM350	5000	6000	7000	3500	2875	4920	1255	1255	1255	6 - 12	8190	8890	9590
VFM400	5000	6000	7000	4000	3175	5420	1555	1555	1555	6 - 12	8390	9090	9790

FD50 FD60 FD70 3 Stage free lift mast VFHM

Mast Model	Load center 600mm			Max. lift height	Mast height		Free lift with backrest			Tilt angle fwd-bwd	Weight with backrest		
	FD50	FD60	FD70		fork lowered	fork lift with backrest	FD50	FD60	FD70		FD50	FD60	FD70
	kg	kg	kg		mm	mm	mm	mm	mm		mm	mm	mm
VFHM400	4500	5500	6200	4000	2460	5420	913	913	913	6 - 10	8640	9340	10040
VFHM435	4500	5500	6200	4350	2575	5770	1028	1028	1028	6 - 10	8720	9420	10120
VFHM480	4500	5500	6200	4800	2730	6220	1183	1183	1183	6 - 10	8800	9500	10200
VFHM500	4500	5500	6200	5000	2795	6420	1248	1248	1248	6 - 6	8860	9560	10260
VFHM600	4200	5000	5500	6000	3130	7420	1583	1583	1583	3 - 6	9220	9920	10620

FD80 FD100 Wide view mast

Mast Model	Load center 600mm		Max. lift height	Mast height				Free lift with backrest	Tilt angle fwd-bwd	Weight with backrest	
	FD80	FD100		fork lowered		fork lift with backrest				FD80	FD100
	kg	kg		mm	mm	mm	mm			mm	mm
VM300	8000	10000	3000	2620	2850	4540	4330	205	6 - 12	10450	12450
VM350	8000	10000	3500	2870	3100	5040	4830	205	6 - 12	10560	12560
VM400	8000	10000	4000	3170	3400	5540	5330	205	6 - 12	10810	12810
VM450	8000	10000	4500	3420	3650	6040	5330	205	6 - 12	10920	12920
VM500	7800	10000	5000	3670	3900	6540	6330	205	6 - 6	11020	13020
VM550	7400	9000	5500	3970	4200	7040	6830	205	3 - 6	11270	13270
VM600	7000	8000	6000	4220	4450	7540	7330	205	3 - 6	11380	13380

TEU'S products and its specifications change without prior notice



REACT International - Trading as Tough Industrial

Email: sales@toughindustrial.com.au

Workshop: 15 Cardiff Court, Cavan, South Australia

Contact: Tom Miletic - 0408 374 980

Ian Evans - 0427 180 673

